

Section B-8: Smart Lock Bypass Door System

Smart Lock Bypass Door System

Section B-8: Smart Lock Bypass Door System

Maverick Hardware

Smart Lock Bypass Door System

Section B-8: Smart Lock Bypass Door System



Slide Track Systems

Features

- Lock mounts to end of shoe without drilling
- No need to notch glass
- Locking clip prevents removal
- Lock and end caps protect glass corners

The smooth working assembly can be installed for either right or left hand use, and can be ordered in sets: keyed alike or mixed key. Installation is clean and quick. Fit the lock into the end of the shoe and secure it with a set screw. Then drill a 1/4" hole in the back shoe for the lock plunger. Clean, simple and attractive.

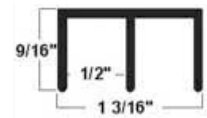
MSA52-6303VEL-12

12' Locking Shoe



MSA54-0154VEL-12

12' 9/16" Upper Slide Track or Vertical Upright



MS54-0371VEL-12

12' Security Lower Slide

MSF93-2000VEL#1

Sliding Door Showcase Lock, use with A52-6303



MSF93-2050

Nylon Wheel, use with A52-6303



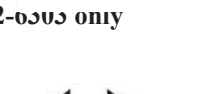
MSF93-2055

Steel Wheel, use with A52-6303



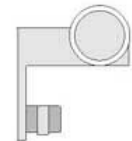
MSF93-6306

Security Clip, use with A54-0371 only



MSF93-8575

Finger Pull Satin End Cap use with A-52-6303 only



MSV25-2500GRA

Vinyl Insert for Shoe 1/4" glass only



MSV25-7471GRA12

Anti Rattle use with A54-0372 only



Smart Lock Bypass Door System

Slide Track Systems



Features

- Lock mounts to end of shoe without drilling
- No need to notch glass
- Locking clip prevents removal
- Lock and end caps protect glass corners

The smooth working assembly can be installed for either right or left hand use, and can be ordered in sets: keyed alike or mixed key. Installation is clean and quick. Fit the lock into the end of the shoe and secure it with a set screw. Then drill a 1/4" hole in the back shoe for the lock plunger. Clean, simple and attractive.

